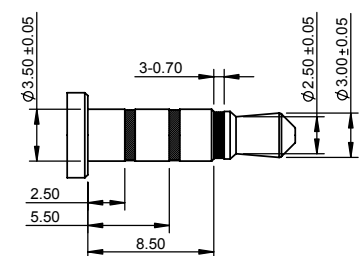
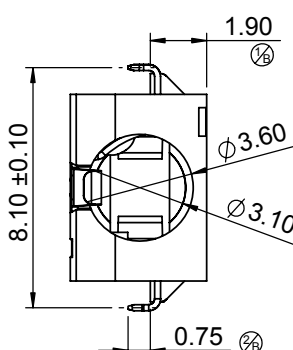
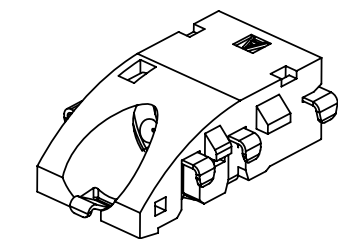
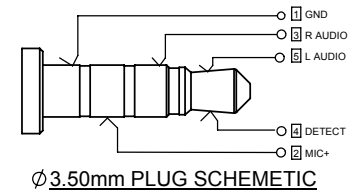


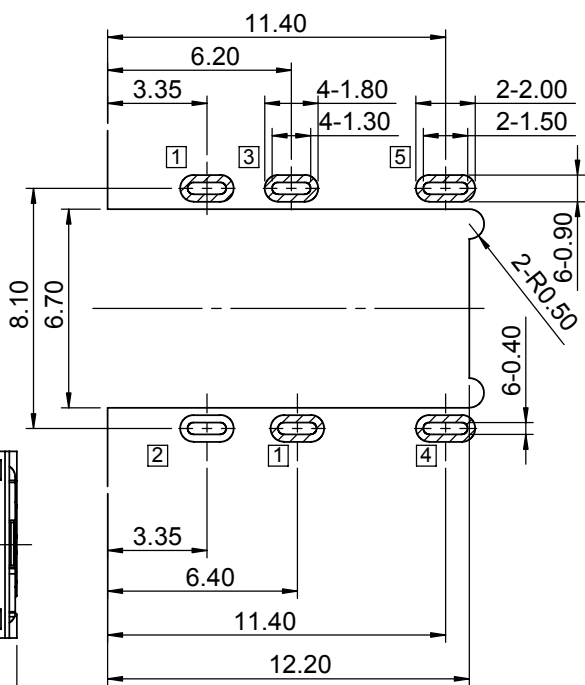
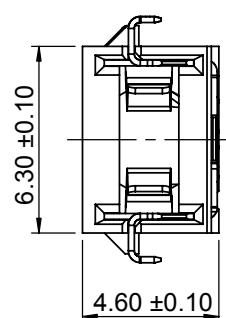
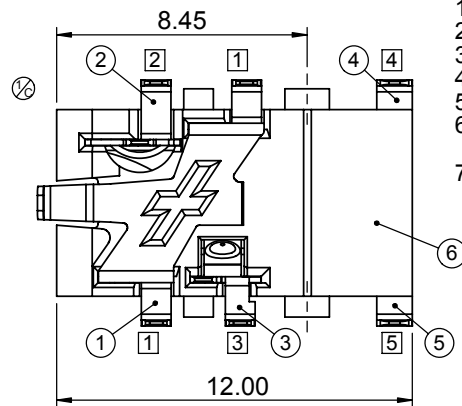
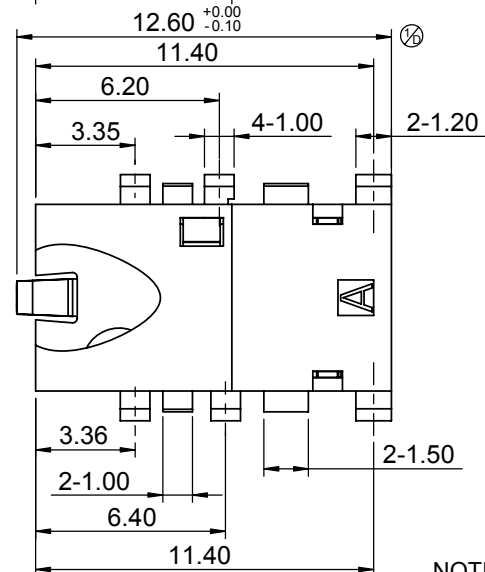
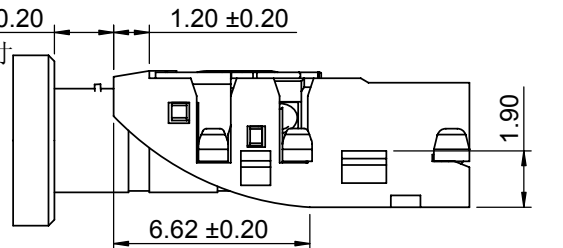
PLUG 完全插入后, 2.00 ±0.20  
CONN.前端与PLUG根部尺寸



Ø 3.50 mm 4 POLE PLUG  
DETAIL DRAWING



Ø 3.50mm PLUG SCHEMATIC



PCB LAYOUT (TOP VIEW)  
TOLERANCE ±0.05

- NOTES:  
 1. CONTACT CURRENT RATING: 1A.  
 2. CONTACT RESISTANCE: 50 mΩ MAX.;  
 3. INSULATION RESISTANCE: 100MΩ MIN.;  
 4. DIELECTRIC WITHSTANDING: 500V AC MIN.;  
 5. DURABILITY: 5,000 CYCLES MIN.;  
 6. CONNECTOR MATING FORCES:  
 29.4N (3.00Kgf) MAX.;  
 7. CONNECTOR UNMATING FORCES:  
 2.94N(0.30Kgf) MIN.;

NO.	DESCRIPTION	MAT,L	COLOR	REMARK
6	HOUSING	HIGH TEMP	BLACK	
5	TERMINAL 5	COPPER ALLOY		Au PLATED
4	TERMINAL 4	COPPER ALLOY		Au PLATED
3	TERMINAL 3	COPPER ALLOY		Au PLATED
2	TERMINAL 2	COPPER ALLOY		Au PLATED
1	TERMINAL 1	COPPER ALLOY		Au PLATED

CUSTOMER COPY  
 深圳市鑫南天科技有限公司  
 Shenzhen XinNanTian Industrial Co.,Ltd

TITLE: Ø 3.50 mm PHONE JACK CONNECTOR

PART NO. XNT-R05GA-4ZL2

PRODUCT SPEC. XNT-RJZ-0001876

FILE NAME. XNT-R05GA-4ZL2-C

SCALE 4:1 UNIT:mm A4 SHEET: 1 of 2

ECN NO.	REV	DATE	DESCRIPTION	CHANGE	APPRO.	GENERAL TOLERANCE UNLESS OTHERWISE NOTED	APPRO.	DATE
XNT2013-052	D	06/05/13	D1: 变更结构	COCO		Angle ±2°	DESIGN	COCO 06/05/13
XNT2013-017	C	03/17/13	C1: 变更结构	COCO		X ±0.35	CHECK	JANY 06/05/13
XNT2012-053	B	11/17/12	B1~B2: 变更结构	COCO		.X ±0.25		
						.XX ±0.20	APPRO.	JEFF 06/05/13