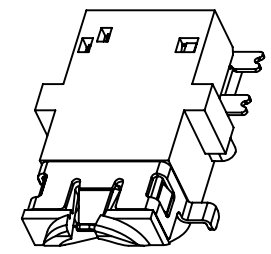
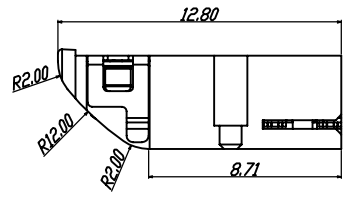
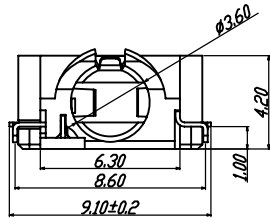
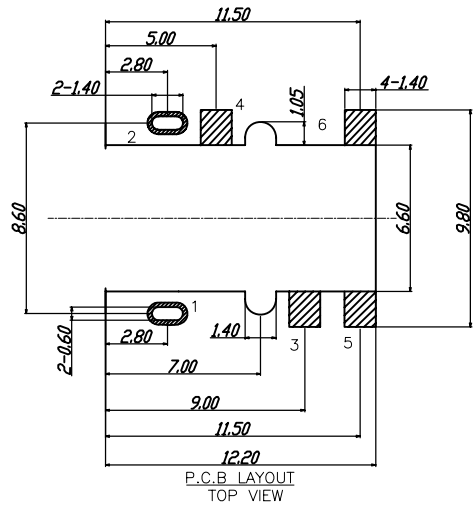
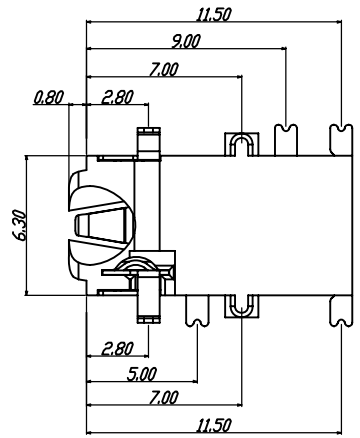
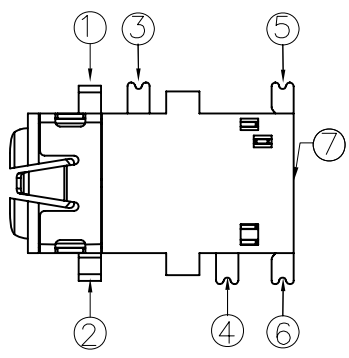


10 9 8 7 6 5 4 3 2 1

F

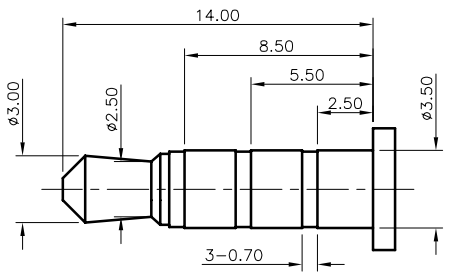


E



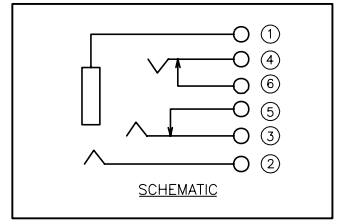
D

C



( $\phi 3.50\text{mm}$  4 POLE PLUG DETAIL DRAWING)

( $\phi 3.50\text{mm}$  4 POLE PLUG DETAIL DRAWING)



- NOTES:
- CONTACT CURRENT RATING: 1A.
  - CONTACT RESISTANCE: 50 m $\Omega$  MAX.;
  - INSULATION RESISTANCE: 1000 $\Omega$  MIN.;
  - DIELECTRIC WITHSTANDING: 500V AC MIN.;
  - DURABILITY: 5,000 CYCLES MIN.;
  - CONNECTOR MATING FORCES: 29.4N (3.00Kgf) MAX.;
  - CONNECTOR UNMATING FORCES: 2.94N(0.30Kgf) MIN.;

B

A

ITEM	PART NAME	Q'TY	MATERIAL	DESCRIPTION	REMARK
⑦	HOUSING	1	LCP		Black
⑥	CONTACT F	1	BRASS 0.20T	Gold Flash	
⑤	CONTACT E	1	BRASS 0.20T	Gold Flash	
④	CONTACT D	1	PHOSPHOR BRONZE 0.20T	Gold Flash	
③	CONTACT C	1	PHOSPHOR BRONZE 0.20T	Gold Flash	
②	CONTACT B	1	PHOSPHOR BRONZE 0.20T	Gold Flash	
①	CONTACT A	1	PHOSPHOR BRONZE 0.20T	Gold Flash	

UNLESS OTHERWISE SPECIFIED DIMENSIONS ARE IN MILLIMETERS TOLERANCES ARE:		APPROVALS	DATE	深圳市鑫南天科技有限公司	
DECIMAL X.X ± 0.25 X.XX ± 0.15	ANGLES ±1°	DRAWN Jacky	2012.05.30	TITLE ϕ3.5 AUDIO JACK DIP+SMT TYPE	
MATERIAL AND FINISH SEE NOTES		DESIGNED Steven	2012.05.30		
REF.		CHECKED Nicolas	2012.05.30	SIZE A4	DWG. NO. XNT-AJR0001-B
				SCALE 1:1	REV. A
				PROJECT	SHEET 1 OF 1

10 9 8 7 6 5 4 3 2 1